


VTX 7S-LG

Low G-sensitive, vibration and shock resistant
Temperature compensated (VC)TCXO

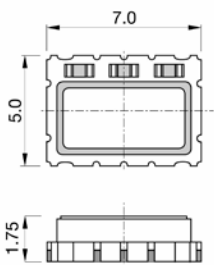
QuartzCom
the communications company



Frequency range	5.000 ~ 52.000 MHz		
Standard frequencies (fundamental)	10, 12, 13, 15.36, 16.368, 20, 25, 27, 30, 40 and 50 MHz		
Frequency stability:			
vs. temperature referenced to (F _{MAX} +F _{MIN})/2	≤ ±0.50 ppm	over -40 to +85 °C	(*)
vs. supply voltage changes referenced to frequency at nominal supply	≤ ±0.1 ppm	±5 %	
vs. load changes referenced to frequency at nominal load	≤ ±0.1 ppm	±5 %	
vs. aging @ +40 °C	≤ ±1.0 ppm	1st year	
G-sensitivity	0.25 ppb/g	per axis	(*)
Frequency tolerance ex. factory @ +25 °C	0 ~ +1.0 ppm	@ +25 °C	
Supply voltage (nominal value ±5 %)	+2.8 V, +3.3 V or +5.0 V		(*)
Output signal	Clipped sine wave	(LV)CMOS	(*)
Output level	> 0.8 V _{p-p}	V _{OH} > 0.9*V _{CC} / V _{OL} < 0.1*V _{CC}	
Output load	10 kΩ // 10 pF	15 pF Max.	
Current consumption, depending on frequency	1.5 ~ 7 mA	2 ~ 10 mA	
Electronic Frequency Control (EFC)	ΔF = ±5 to ±10 ppm	positive slope	(*)
Control voltage (Vc)	+1.50 V ±1.0 V for 3.3 V	+2.50 V ±2.0 V for 5.0 V	(*)
EFC input impedance	> 100 kΩ		
Tri-state function	pin #9 → high or open pin #9 → low or GND	pin #6 → oscillation pin #6 → high impedance	
Phase noise (typical value for 40 MHz)	-90 dBc/Hz -118 dBc/Hz -140 dBc/Hz -151 dBc/Hz -156 dBc/Hz	@ 10 Hz @ 100 Hz @ 1 kHz @ 10 kHz @ 100 kHz	
Operating temperature range	-40 ~ +85 °C		(*)
Storage temperature range	-55 ~ +105 °C		
Reflow Profiles as per IPC/JEDEC J-STD-020C	≤ 260 °C over 10 sec. Max.		
Moisture sensitivity	Level 1 (unlimited)		

(*) See available options on page #2

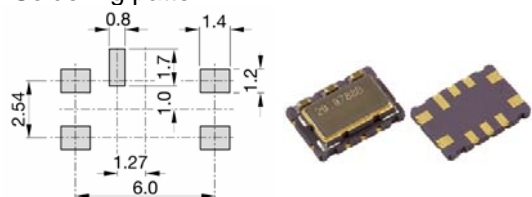
Note: Unless otherwise specified conditions are @+25 °C



Pin function

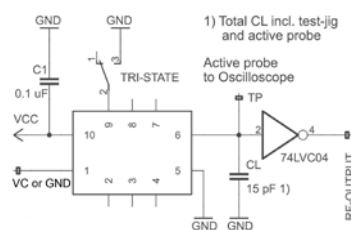
- # 1 Vc (EFC) for VC-TCXO
GND or NC for TCXO
- # 5 GND
- # 6 Output
- # 9 Tri-state or NC
- # 10 Vcc

Soldering pattern

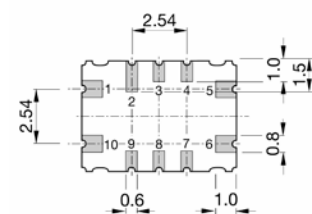
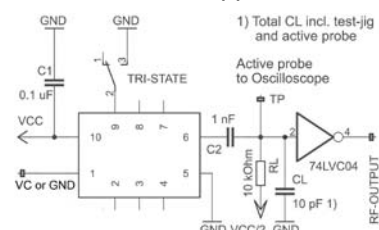


Do not contact #2, #3, #4, #7 & #8

Test circuit for CMOS



Test circuit for Clipped Sine Wave



2011/65/EU RoHS compliant

Page 1 of 2 28 Aug. 19

QuartzCom AG
Bruehlstrasse 15
CH 2540 Grenchen
Switzerland

Fax +41 32 644 24 05
Tel +41 32 644 24 00
E-Mail sales@quartzcom.com
www.quartzcom.com

From design to production
in Switzerland




VTX 7S-LG 5-52MHz_Rev1.doc

QuartzCom AG reserves the right to make spec changes to this product

VTX 7S-LG

Low G-sensitive, vibration and shock resistant
Temperature compensated (VC)TCXO



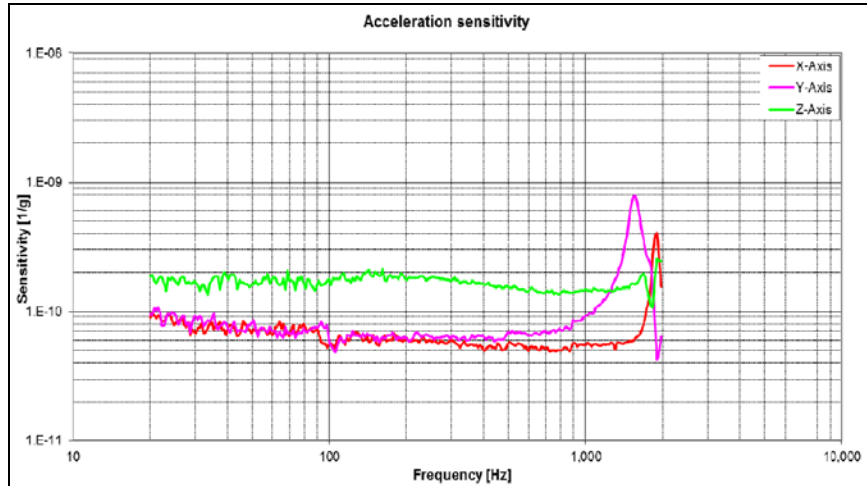
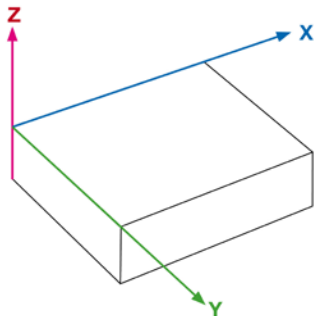
G-Sensitivity performance

Noise shape vibration from 20-2'000 Hz
with 0.1 g²/Hz (G_{RMS} = 14.11g) for the axis

The table shows the averaged values of the G-Sensitivity in the range 20 Hz to 1000 Hz.
At 1500 Hz appear resonances, which are caused by the mounting structure on the shaker.

TX7-S3-NNu50-C-100 MHz				
Osc-#	X-axis [ppb/g]	Y-axis [ppb/g]	Z-axis [ppb/g]	Gamma [ppb/g]
#1	0.06	0.07	0.17	0.19
#2	0.06	0.05	0.08	0.12
#3	0.04	0.05	0.26	0.27
#4	0.05	0.08	0.08	0.12

Definitions of vibration axes



Ordering code

(0)7S-(1)(2)-(3)(4)-(5)(6)-40.000MHz Example: **VT7S-C33-NNu50- V05GC-40.000MHz**

Oscillator type	(1) Output signal	(2) Supply voltage	(6) G-sensitivity per axis
TX = TCXO VT = VC-TCXO	H = (LV)CMOS C = Clipped sine wave	28 = 2.8 V 30 = 3.0 V 33 = 3.3 V 50 = 5.0 V	GA = 0.10 ppb/g GB = 0.25 ppb/g GC = 0.50 ppb/g GD = 1.00 ppb/g GE = 1.50 ppb/g GZ = special spec
(3) Operating temperature	(4) Frequency stability	(5) Pulling range (VT only)	
JK = -20 to +70 °C NN = -40 to +85 °C NP = -40 to +95 °C NR = -40 to +105 °C QN = -55 to +85 °C	u25 = ± 0.25 ppm u50 = ± 0.50 ppm 1u0 = ± 1.00 ppm 1u5 = ± 1.50 ppm	V05 = 1.5 ± 1.0 V ±5 ppm V10 = 1.5 ± 1.0 V ±10 ppm X05 = 2.5 ± 2.0 V ±5 ppm X10 = 2.5 ± 2.0 V ±10 ppm Z = special spec	

Frequency stability vs. temperature

ppm	≤± 0.25	≤± 0.50	≤± 1.00	≤± 1.50
-20 to +70 °C	Δ	O	O	O
-40 to +85 °C	Δ	Δ	O	O
-40 to +95 °C	Δ	Δ	Δ	O
-40 to +105 °C	Δ	Δ	Δ	Δ
-55 to +85 °C	X	Δ	Δ	Δ

Δ Ask factory
O Available
X Not available

