


# VXO-P9-PE-6p

SMD VCXO  
LVPECL

**QuartzCom**  
the communications company



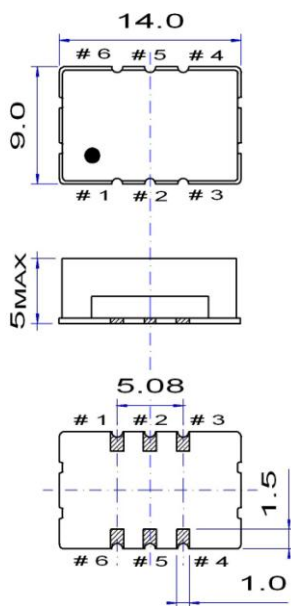
## Features

- Applications: wireless communications, 10 Gigabit Ethernet, SDH, SONET, Fibre Channel, broadband access, DSL, GPON
- Output frequency up to 200 MHz
- Low jitter < 0.4 ps

Parameter	Specification	
	VXO-P9-25PE-6p	VXO-P9-3PE-6p
Frequency range	19.44 ~ 200 MHz	
Standard frequencies	19.44, 76.80, 77.76, 106.25, 120.00, 122.88, 125.00, 153.60, 155.52 156.25, 159.375, 161.1328 & 200 MHz	
Supply voltage	+2.5 V $\pm$ 5 %	+3.3 V $\pm$ 5 %
Supply current	30 ~ 75 mA	
Frequency stability (all inclusive) (*)	< $\pm$ 25 ppm < $\pm$ 50 ppm	over -20 ~ +70 °C over -40 ~ +85 °C
Output signal	LVPECL	
Output voltage	$V_{OH} \geq 1.475$ V $V_{OL} \leq 1.095$ V	$V_{OH} \geq 2.275$ V $V_{OL} \leq 1.680$ V
Output load	50 $\Omega$ to	Vdc - 2.0 V
Symmetry	45 ~ 55 %	@ 1/2 Vdc
Rise / Fall time	3 ~ 6 ns	
Frequency pulling range	$\pm$ 50 ~ $\pm$ 100 ppm	
Voltage control	+1.25 V $\pm$ 1.25 V	+1.65 V $\pm$ 1.35 V
Enable / Disable function	Pin #2 = high or open Pin #2 = low	Pin #4 & #5 $\rightarrow$ (E) signal Pin #4 & #5 $\rightarrow$ (D) no signal
Jitter (rms)	< 0.5 ps @ 12 kHz ~ 20 MHz from carrier frequency	
Operating temperature range	-20 ~ +70 °C -40 ~ +85 °C	commercial application industrial application
Packaging unit	tape & reel	500 pieces

(\*) All inclusive frequency stability vs. temperature, tolerance, aging, supply & load variation

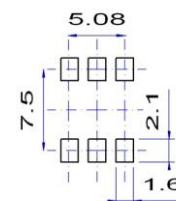
Customer specifications on request



## Pin function

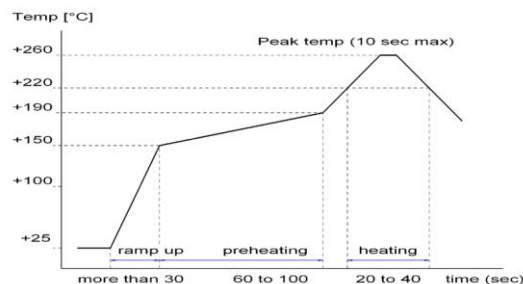
- # 1 Vc Voltage control
- # 2 E/D
- # 3 GND
- # 4 Output
- # 5 Complementary output
- # 6 Vdc

## Example for solder pattern



Do not design any conductive path between the pattern

## Example for IR reflow soldering temperature



2002/95/EC RoHS compliant

31 Mar. 10

QuartzCom AG  
sales@quartzcom.com

QuartzCom Asia  
sales-asia@quartzcom.com

QuartzCom USA  
sales-usa@quartzcom.com

[www.quartzcom.com](http://www.quartzcom.com)