


TXE-205A

Through hole TCXO
Clipped sine wave

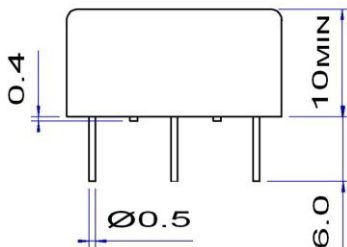
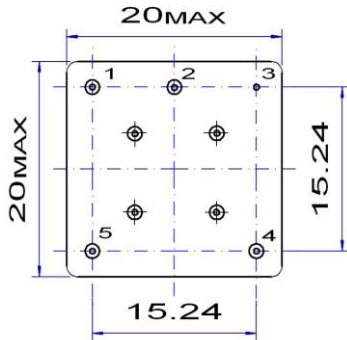
QuartzCom
the communications company



Features

- Applications: mobile communications, instrumentation
- Frequency range up to 200 MHz
- Tight frequency stability vs. temperature
- Low phase noise

Parameter	Specification	
	TXE-205A3	TXE-205A5
Frequency range	9.6 ~ 200 MHz	
Standard frequencies	10.00, 12.80, 13.00, 16.384, 20.00, 25.00, 38.40 & 100.00 MHz	
Frequency stability:		
vs. temperature	$\leq \pm 0.5 \sim \pm 2.5$ ppm	
vs. supply & load change	$\leq \pm 0.2$ ppm	± 5 %
vs. aging	$\leq \pm 1.0$ ppm	1 st year
Frequency tolerance ex. factory	$\leq \pm 0.5$ ppm	@ +25 °C
Supply voltage	+3.3 V ± 5 %	+5.0 V ± 5 %
Supply current	5 ~ 40 mA	
Output signal	> 1.0 Vp-p	clipped sine wave
Output load	10 k Ω // 10 pF	
Frequency adjustment (optional)	> ± 5 ppm	with internal trimmer
Operating temperature range	-30 ~ +75 °C	commercial application
	-40 ~ +85 °C	industrial application
Storage temperature range	-55 ~ +125 °C	
Packaging unit	cardboard box	50 pieces
Customer specifications on request		



Pin function

- # 1 GND or NC
- # 2 RF Output
- # 3 Vdc Supply
- # 4 GND
- # 5 GND



Other configuration on request

Phase noise

@ 20 MHz carrier frequency	-100 dBc/Hz	@	10 Hz
	-130 dBc/Hz	@	100 Hz
	-145 dBc/Hz	@	1 kHz
	-150 dBc/Hz	@	10 kHz
	-155 dBc/Hz	@	100 kHz

Environmental & Mechanical specification

Shock	MIL-STD-883C, Method 2002, Con B
Vibration	MIL-STD-883C, Method 2007, Con A
Solderability	MIL-STD-883C, Method 2003
Seal integrity	MIL-STD-883C, Method 2014, Con C&A2

2002/95/EC RoHS compliant

08 Jun. 12