


# MCO-6050H

Thru-hole Clock Oscillator  
HCMOS / TTL

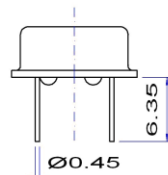
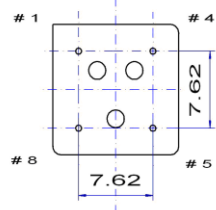
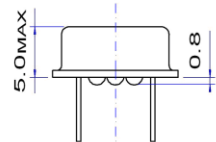
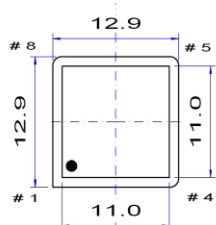
**QuartzCom**  
the communications company



## Features

- Applications: telecommunications, instrumentation, automotive
- Hermetic sealed metal package, DIL 8/4 pin
- Frequency up to 200 MHz
- High shock and vibration resistant

Parameter	Specification	
	MCO-6050H3	MCO-6050H5
Frequency range	0.25 ~ 200 MHz	0.25 ~ 160 MHz
Standard frequencies	16.00, 16.384, 20.00, 24.576, 32.00, 40.00 & 48.0 MHz	16.00, 16.384, 20.00, 24.576, 32.00, 40.00 & 48.0 MHz
Supply voltage	+3.3 V $\pm$ 5 %	+5.0 V $\pm$ 5 %
Supply current	5 ~ 50 mA	5 ~ 40 mA
Frequency stability (*)	$\pm$ 25 ppm $\pm$ 50 ppm	-20 ~ +70 °C -40 ~ +85 °C
Output signal	HCMOS / TTL compatible	
Output level	$V_{OH} \geq 0.9 V_{dc}$ $V_{OL} \leq 0.1 V_{dc}$	$V_{OH} \geq 0.9 V_{dc}$ $V_{OL} \leq 0.1 V_{dc}$
Output load	15 pF / 10 TTL	15 ~ 50 pF / 10 TTL
Symmetry	45 ~ 55 %	@ 1/2 Vdc
Rise / fall time	3 ~ 8 ns	
Tri-state function	pin #1 = high or open pin #1 = low	pin #5 → signal pin #5 → high impedance
Operating temperature range	-20 ~ +70 °C -40 ~ +85 °C	standard application industrial application
Storage temperature range	-55 ~ +125 °C	
Packaging units	tube	40 pieces
(*) All inclusive: frequency stability vs. temperature, tolerance, aging, supply & load variation, on request		
Customer specifications on request		



## Pin function

- # 1 Tri-state or not connected
- # 4 GND
- # 5 Output
- # 8 Vdc



Do not design any conductive path between the pattern

Environmental & mechanical specification	
Shock	MIL-STD-883C, Method 2002, Con B
Vibration	MIL-STD-883C, Method 2007, Con A
Solder ability	MIL-STD-883C, Method 2003
Seal integrity	MIL-STD-883C, Method 2014, Con C&A2
Moister sensitivity level:	1

2002/95/EC RoHS compliant

20 Apr. 10

QuartzCom AG  
sales@quartzcom.com

QuartzCom Asia  
sales-asia@quartzcom.com

QuartzCom USA  
sales-usa@quartzcom.com

[www.quartzcom.com](http://www.quartzcom.com)