


# PXO-P9-PE-6p

LVPECL SMD Clock Oscillator  
Low jitter

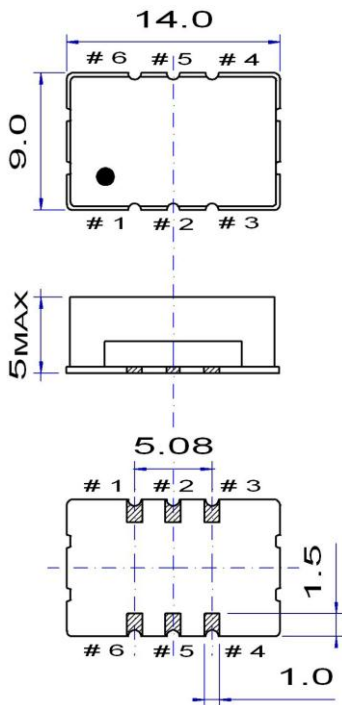
**QuartzCom**  
the communications company



## Features

- Applications: 10 Gigabit Ethernet, SDH, SONET, Fibre Channel broadband access, DSL, GPON and switching system
- Output frequency up to 320 MHz
- Low jitter < 1 ps

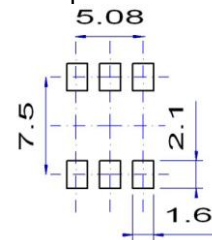
Parameter	Specification	
	PXO-P9-25PE-6p	PXO-P9-3PE-6p
Frequency range	20 ~ 320 MHz	
Standard frequencies	77.76, 106.25, 125.0, 155.52, 156.25, 159.375, 161.1328, 164.355469, 187.5, 212.5, 250.0 & 312.5 MHz	
Supply voltage	+2.5 V $\pm$ 5 %	+3.3 V $\pm$ 5 %
Output signal	LVPECL	
Output voltage	$V_{OH} \geq 1.475$ V $V_{OL} \leq 1.095$ V	$V_{OH} \geq 2.275$ V $V_{OL} \leq 1.680$ V
Supply current	40 ~ 100 mA	
Frequency stability (*)	$\pm 25$ ppm $\pm 50$ ppm	over -20 ~ +70 °C over -40 ~ +85 °C
Output load	50 $\Omega$ to Vdc -2.0 V	
Jitter (rms)	< 1 ps @ 12 kHz ~ 20 MHz from carrier frequency	
Symmetry	45 ~ 55 %	@ 1/2 Vdc
Rise / Fall time	< 1.0 ns	20 to 80 % of amplitude
Enable / Disable function	pin #1 = high or open pin #1 = low	pin #4 & #5 $\rightarrow$ (E) enable pin #4 & #5 $\rightarrow$ (D) disabled to Hi-Z
Operating temperature range	-20 ~ +70 °C -40 ~ +85 °C	commercial application industrial application
Storage temperature range	-55 ~ +125 °C	
Packaging units	tape & reel	500 or 1'000 pieces
(*) All inclusive: frequency stability vs. temperature, tolerance, aging, supply & load variation		
Customer specifications on request		



## Pin function

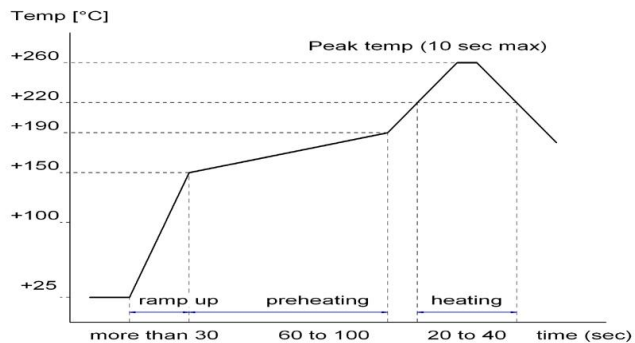
- # 1 E/D or not connected
- # 2 not connected or E/D
- # 3 GND
- # 4 Output
- # 5 Complementary output
- # 6 Vdc

## Example for solder pattern



Do not design any conductive path between the pattern

## Example for IR reflow soldering temperature



2002/95/EC RoHS compliant

20 Apr. 10