


VTX7T-STR3

STRATUM-III, high reliable, accurate,
analogue temperature compensated (VC)TCXO

QuartzCom
the communications company



Generic specification

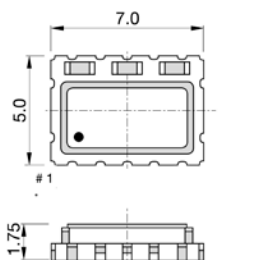
Frequency range	5.000 ~ 52.000 MHz		
Standard frequencies	5, 10, 12, 12.8, 13, 15.36, 16, 16.384, 19.2, 19.44, 20, 25, 26, 27, 30, 30.72, 32, 40 and 50 MHz		
Frequency stability:	≤ ±4.6 ppm	overall	(Note #1)
vs. temperature referenced to (F _{MAX} +F _{MIN})/2	≤ ±0.28 ppm	over -40 to +85 °C	(*)
Holdover stability	≤ ±0.37 ppm	over 24 hours	(Note #2)
vs. aging @ +40 °C	≤ ±1.0 ppm	1st year	
Frequency tolerance ex. factory @ +25 °C	0 ~ +1.0 ppm	@ +25 °C	
Supply voltage	+2.5 V to +3.3 V		(*)
Output signal	Clipped sine wave	CMOS	(*)
Output level	> 0.8 V _{p-p}	V _{OH} > 0.9*V _{CC} / V _{OL} < 0.1*V _{CC}	
Output load	10 kΩ // 10 pF	15 pF Max.	
Current consumption, depending on frequency	5 < mA	< 8 mA	
Electronic Frequency Control (EFC)	ΔF = ±5 ppm	positive slope	(*)
Control voltage (V _c)	+1.50 V ±1.0 V		(*)
EFC input impedance	> 100 kΩ		
Phase noise (typical value for 40 MHz)	-90 dBc/Hz @ 10 Hz -118 dBc/Hz @ 100 Hz -140 dBc/Hz @ 1 kHz -151 dBc/Hz @ 10 kHz -156 dBc/Hz @ 100 kHz		
Operating temperature range	-40 ~ +85 °C		(*)
Storage temperature range	-55 ~ +105 °C		
Reflow Profiles as per IPC/JEDEC J-STD-020C	≤ 260 °C over 10 sec. Max.		
Moisture sensitivity	Level 1 (unlimited)		

(*) See available options on page #2

Note: Unless otherwise specified conditions are @+25 °C

Note #1: Including, frequency stability vs. temperature, tolerance @+25°C, aging 20 years, supply & load variation

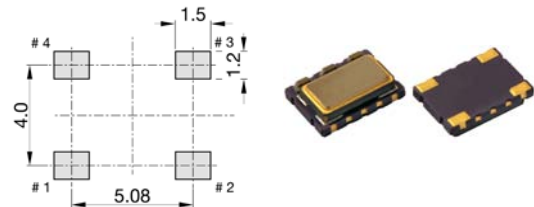
Note #2: Constant temperature, supply and load change of ±5 % and aging over 24 hours



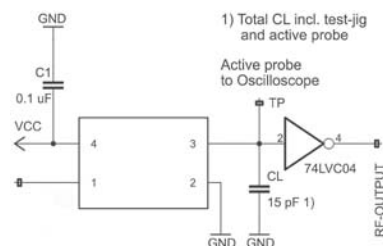
Pin function

- # 1 V_c (EFC) for VC-TCXO
GND or NC for TCXO
- # 2 GND
- # 3 Output
- # 4 V_{CC}

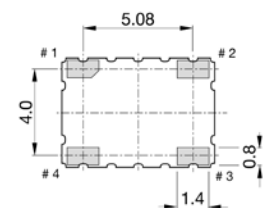
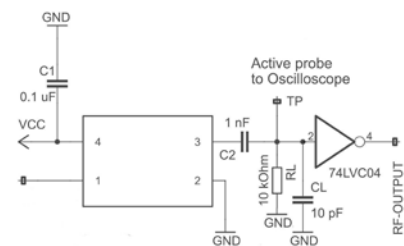
Soldering pattern



Test circuit for CMOS



Test circuit for Clipped Sine Wave



2011/65/EU RoHS compliant

Page 1 of 3 27 Nov. 22

QuartzCom AG
Bruehlstrasse 15
CH 2540 Grenchen
Switzerland

Fax +41 32 644 24 05
Tel +41 32 644 24 00
E-Mail sales@quartzcom.com
www.quartzcom.com


From design to production
in Switzerland



QuartzCom AG reserves the right to make spec changes to this product

VTX7T-STR3

STRATUM-III, high reliable, accurate,
analogue temperature compensated (VC)TCXO



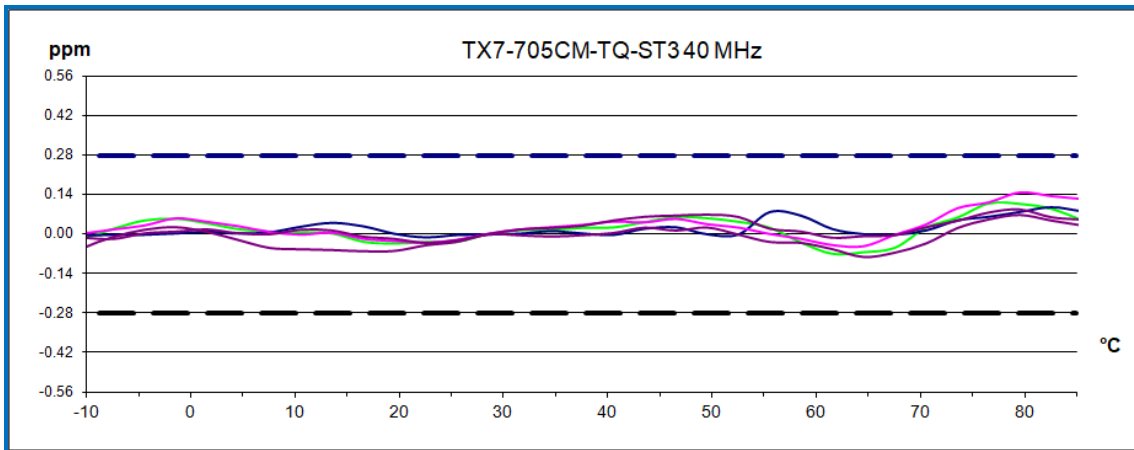
Generic specification

Ordering code

(0)7T-(1)(2)-(3)(4)-(5)-STR3-40.000MHz Example: **TX7T-H33-NNu28-STR3-40.000MHz**

Oscillator type	(1) Output signal	(2) Supply voltage	(5) Pulling range (VT only)
TX = TCXO VT = VC-TCXO	H = CMOS C = Clipped sine wave	25 = 2.5 V 30 = 3.0 V 33 = 3.3 V	V05 = 1.5 ± 1.0 V ±5 ppm
(3) Operating temperature	(4) Frequency stability		Z = special spec
JK = -20 to +70 °C NN = -40 to +85 °C	u28 = ± 0.28 ppm		

Frequency stability vs. temperature



Environmental conditions

Test	IEC 60068 Part...	IEC 60679-1 Clause	MIL-STD-202G Method	MIL-STD-810F Method	MIL-PRF-55310D Clause	Test conditions (IEC)
Sealing tests (if applicable)	2-17	5.6.2	112E		3.6.1.2	Gross leak: Test Qc, Fine leak: Test Qk
Solderability Resistance to soldering heat	2-20 2-58	5.6.3	208H 210F		3.6.52 3.6.48	Test Ta method 1, Test Td ₁ method 2, Test Td ₂ method 2
Shock *	2-27	5.6.8	213B Cond C	516.4	3.6.40	Test Ea, 3 x per axis 100 g, 6 ms half-sine pulse
Vibration, sinusoidal*	2-6	5.6.7.1	204D Cond A	516.4-4	3.6.38.1 3.6.38.2	Test Fc, 30 min per axis, 10 Hz – 55 Hz 0,75 mm; 55 Hz – 2 kHz, 10 g
Vibration, random*	2-64	5.6.7.3	214A	514.5	3.6.38.3 3.6.38.4	Test Fdb
Endurance tests - ageing - extended ageing		5.7.1 5.7.2	108A		4.8.35	30 days @ 85 °C 1000 h, 2000 h, 8000 h @ 85 °C

Other environmental conditions on request


28 Dec. 20



VTX7T-STR3

STRATUM-III, high reliable, accurate,
analogue temperature compensated (VC)TCXO

QuartzCom
the communications company



Generic specification

Handling Recommendation for SMD Crystal & Crystal Oscillator

1. ESD Handling

Crystal oscillators are electrostatic sensitive device. Therefore, direct touching of the terminals with fingers and without ESD precautions must be avoid.

Proper handling must be made according to the established ESD handling rules

IEC 61340-5-1 and EN 100015-1 to avoid degradations of the oscillator performance due to damages of the internal circuitry by electrostatic discharge.

2. Shocks & Vibrations

Excessive mechanical shocks and or vibrations during handling as well as manual and automatic assembly must be avoided.

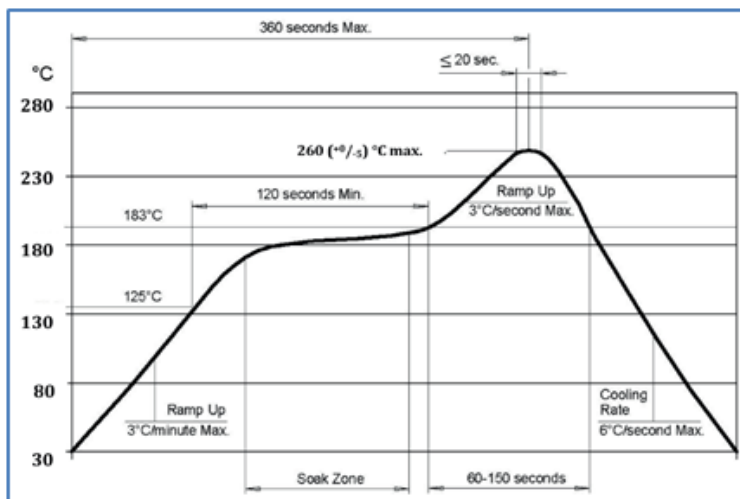
If accidently, the component was dropped or subject to strong shock, component should be verified that the electrical function is still within the specification and still hermetically sealed.

3. Thermal Shocks

Avoid steep temperature gradients. It might lead to breakage of the crystal blank
Infrared reflow processes in general are safe.

4. Soldering & Cleaning

Maximum Reflow Condition in accordance with JEDEC STD-020C



Avoid washing or welding processes using Ultrasonic energy. These processes can damage the crystal due to mechanical resonance of the crystal blanks.

5. Coating

Using resin may have an impact on the oscillator characteristics.

If resin is used, please contact QuartzCom or our representative for more information.

In situations where resin would be used without contacting us in advance,

QuartzCom will not be responsible for any damages caused to the components or and injuries caused to people.

2011/65/EU RoHS compliant

Page 3 of 3 27 Nov. 22

QuartzCom AG
Bruehlstrasse 15
CH 2540 Grenchen
Switzerland

Fax +41 32 644 24 05
Tel +41 32 644 24 00
E-Mail sales@quartzcom.com
www.quartzcom.com

From design to production
in Switzerland



QuartzCom AG reserves the right to make spec changes to this product