


VTX5T

High reliable, accurate,
analogue temperature compensated VC-TCXO/TCXO

Preliminary specification

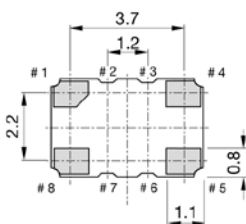
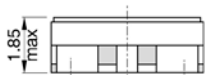
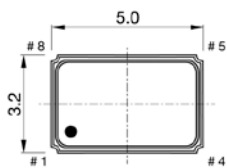
QuartzCom
the communications company



Frequency range	10.000 ~ 52.000 MHz		
Standard frequencies (fundamental)	10, 12.8, 13, 16, 19.2, 19.44, 20, 25, 26, 27, 40 and 50 MHz		
Frequency stability:			
vs. temperature referenced to $(F_{MAX}+F_{MIN})/2$	$\leq \pm 0.50$ ppm	over -40 to +85 °C	(*)
vs. supply voltage changes referenced to frequency at nominal supply	$\leq \pm 0.1$ ppm	± 5 %	
vs. load changes referenced to frequency at nominal load	$\leq \pm 0.1$ ppm	± 5 %	
vs. aging @ +40 °C	$\leq \pm 1.0$ ppm	1 st year	
Frequency tolerance ex. factory	$\leq \pm 1.0$ ppm	@ +25 °C	
Supply voltage	+2.5 V or +3.3 V		(*)
Output signal	Clipped sine wave	CMOS	(*)
Output level	> 0.8 Vp-p	$V_{OH} > 0.9 \cdot V_{CC} / V_{OL} < 0.1 \cdot V_{CC}$	
Output load	10 k Ω // 10 pF	15 pF Max.	
Current consumption, depending on frequency	< 6 mA		< 8 mA
Electronic Frequency Control (EFC)	$\Delta F = \pm 5$ to ± 10 ppm	positive slope	(*)
Control voltage (Vc)	+1.50 V ± 1.0 V		(*)
EFC input impedance	> 100 k Ω		
Phase noise (typical value for 20 MHz)	-115 dBc/Hz -138 dBc/Hz -154 dBc/Hz -157 dBc/Hz	@ 100 Hz @ 1 kHz @ 10 kHz @ 100 kHz	
Operating temperature range	-40 ~ +85 °C		(*)
Storage temperature range	-55 ~ +105 °C		
Reflow Profiles as per IPC/JEDEC J-STD-020C	≤ 260 °C over 10 sec. Max.		
Moisture sensitivity	Level 1 (unlimited)		

(*) See available options on page #2

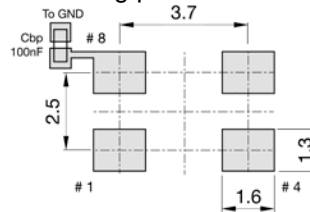
Note: Unless otherwise specified conditions are @+25 °C



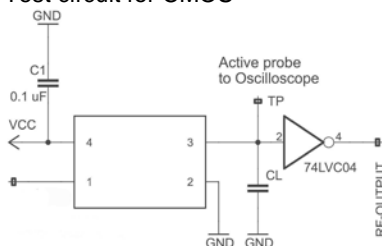
Pin function

- # 1 Vc (EFC) for VC-TCXO
GND or NC for TCXO
- # 2 GND
- # 3 OUTPUT
- # 4 Vcc

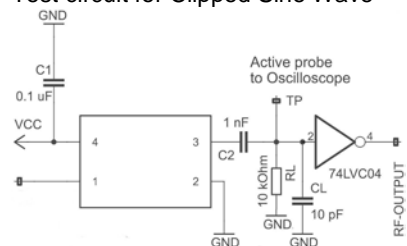
Soldering pattern



Test circuit for CMOS



Test circuit for Clipped Sine Wave



2011/65/EU RoHS compliant

Page 1 of 3 27 Nov. 22

QuartzCom AG
Bruehlstrasse 15
CH 2540 Grenchen
Switzerland

Fax +41 32 644 24 05
Tel +41 32 644 24 00
E-Mail sales@quartzcom.com
www.quartzcom.com

Designed in Switzerland




QuartzCom AG reserves the right to make spec changes to this product

VTX5T

High reliable, accurate,
analogue temperature compensated VC-TCXO/TCXO

QuartzCom
the communications company



Preliminary specification

Ordering code

(0)5T-(1)(2)-(3)(4)-(5)-20.000MHz

Example: VT5T-C33-LNu50-V10-20.000MHz

(0) Oscillator type TX = TCXO VT = VC-TCXO	(1) Output signal H = CMOS C = Clipped sine wave	(2) Supply voltage 25 = 2.5 V 30 = 3.0 V 33 = 3.3 V	(5) Pulling range (VT only) Vcc = 2.5, 3.0, 3.3 V V05 = 1.5 ± 1.0 V ±5 ppm V10 = 1.5 ± 1.0 V ±10 ppm Z = special spec
(3) Operating temperature JK = -20 to +70 °C LN = -30 to +85 °C NN = -40 to +85 °C	(4) Frequency stability u50 = ± 0.50 ppm 1u0 = ± 1.00 ppm 1u5 = ± 1.50 ppm		

Frequency stability vs. temperature

ppm	≤± 0.20	≤± 0.28	≤± 0.50	≤± 1.00	≤± 1.50
-20 to +70 °C	O	O	O	O	O
-30 to +85 °C	Δ	O	O	O	O
-40 to +85 °C	Δ	Δ	Δ	O	O

Δ Ask factory
O Available
X Not available

Environmental conditions

Test	IEC 60068 Part...	IEC 60679-1 Clause	MIL-STD-202G Method	MIL-STD-810F Method	MIL-PRF-55310D Clause	Test conditions (IEC)
Sealing tests (if applicable)	2-17	5.6.2	112E		3.6.1.2	Gross leak: Test Qc, Fine leak: Test Qk
Solderability Resistance to soldering heat	2-20 2-58	5.6.3	208H 210F		3.6.52 3.6.48	Test Ta method 1, Test Td ₁ method 2, Test Td ₂ method 2
Shock *	2-27	5.6.8	213B Cond C	516.4	3.6.40	Test Ea, 3 x per axis 100 g, 6 ms half-sine pulse
Vibration, sinusoidal*	2-6	5.6.7.1	204D Cond A	516.4-4	3.6.38.1 3.6.38.2	Test Fc, 30 min per axis, 10 Hz – 55 Hz 0,75 mm; 55 Hz – 2 kHz, 10 g
Vibration, random*	2-64	5.6.7.3	214A	514.5	3.6.38.3 3.6.38.4	Test Fdb
Endurance tests - ageing - extended ageing		5.7.1 5.7.2	108A		4.8.35	30 days @ 85 °C 1000 h, 2000 h, 8000 h @ 85 °C

Other environmental conditions on request

28 Dec. 20

2011/65/EU RoHS compliant

Page 2 of 3 27 Nov. 22


QuartzCom AG
Bruehlstrasse 15
CH 2540 Grenchen
Switzerland

Fax +41 32 644 24 05
Tel +41 32 644 24 00
E-Mail sales@quartzcom.com
www.quartzcom.com

Designed in Switzerland



QuartzCom AG reserves the right to make spec changes to this product



Preliminary specification

Handling Recommendation for SMD Crystal & Crystal Oscillator

1. ESD Handling

Crystal oscillators are electrostatic sensitive device. Therefore, direct touching of the terminals with fingers and without ESD precautions must be avoided.

Proper handling must be made according to the established ESD handling rules

IEC 61340-5-1 and EN 100015-1 to avoid degradations of the oscillator performance due to damages of the internal circuitry by electrostatic discharge.

2. Shocks & Vibrations

Excessive mechanical shocks and or vibrations during handling as well as manual and automatic assembly must be avoided.

If accidentally, the component was dropped or subject to strong shock, component should be verified that the electrical function is still within the specification and still hermetically sealed.

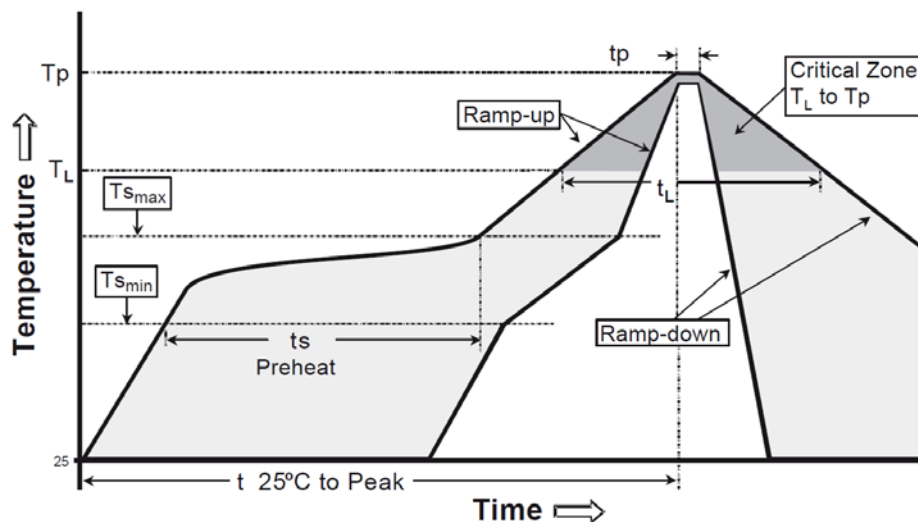
3. Thermal Shocks

Avoid steep temperature gradients. It might lead to breakage of the crystal blank

Infrared reflow processes in general are safe.

4. Soldering & Cleaning

Reflow Condition in accordance with JEDEC STD-020C



Avoid washing or welding processes using Ultrasonic energy. These processes can damage the crystal due to mechanical resonance of the crystal blanks.

5. Coating

Using resin may have an impact on the oscillator characteristics.

If resin is used, please contact QuartzCom or our representative for more information.

In situations where resin would be used without contacting us in advance,

QuartzCom will not be responsible for any damages caused to the components or and injuries caused to people.

