


VXO-P9-DEH-6J

SMD VCXO
LVDS

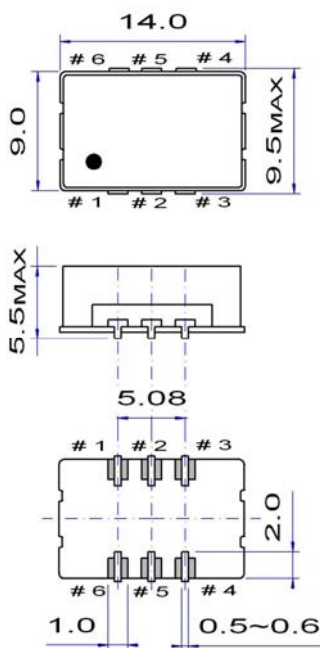
QuartzCom
the communications company



Features

- Applications: wireless communications, 10 Gigabit Ethernet, SDH, SONET, Fibre Channel, broadband access, DSL, GPON
- Output frequency up to 800 MHz
- Low phase noise and low jitter < 0.4 ps

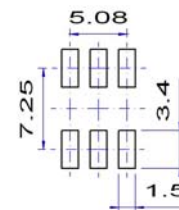
Parameter	Specification	
	VXO-P9-25DSH-6J	VXO-P9-3DSH-6J
Frequency range	100 ~ 800 MHz	
Standard frequencies	120.00, 122.88, 155.52, 156.25, 307.2, 320, 368.64, 460.80, 491.52 614.4 & 622.08 MHz	
Supply voltage	+2.5 V \pm 5 %	+3.3 V \pm 5 %
Supply current	30 ~ 100 mA	
Frequency stability (all inclusive) (*)	< \pm 25 ppm < \pm 50 ppm	over -20 ~ +70 °C over -40 ~ +85 °C
Output signal	LVDS	
Output voltage	$V_{OH} \leq 1.60$ V $V_{OL} \geq 0.9$ V	
Output load	100 Ω	
Symmetry	45 ~ 55 %	@ 1/2 Vdc
Rise / Fall time	1 ns	
Frequency pulling range	\pm 50 ~ \pm 100 ppm	
Voltage control	+1.25 V \pm 1.25 V	+1.65 V \pm 1.35 V
Enable / Disable function	Pin #2 = high or open Pin #2 = low	Pin #4 & #5 \rightarrow (E) signal Pin #4 & #5 \rightarrow (D) no signal
Jitter (rms)	< 0.4 ps	@ 12 kHz ~ 20 MHz from carrier frequency
Operating temperature range	-20 ~ +70 °C -40 ~ +85 °C	commercial application industrial application
Packaging unit	tape & reel	500 pieces
(*) All inclusive frequency stability vs. temperature, tolerance, aging, supply & load variation		
Customer specifications on request		



Pin function

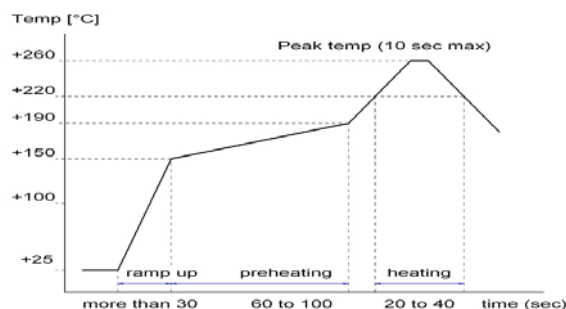
- # 1 Vc Voltage control
- # 2 E/D or not connected
- # 3 GND
- # 4 Output
- # 5 Complementary Output
- # 6 Vdc

Example for solder pattern



Do not design any conductive path between the pattern

Example for IR reflow soldering temperature



2002/95/EC RoHS compliant

31 Mar. 10