


TX7-503C-ST3

STRATUM III SMD TCXO
CMOS

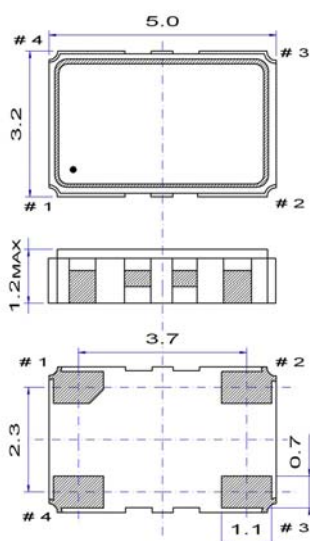
QuartzCom
the communications company



Features

- Applications: transmission, TDM networks, SDH, SONET, wireless communications, IEEE 1588v2, SyncE, STRATUM III, wireless backhaul, metro carrier Ethernet, femtocells, picocells
- Holdover stability: ± 0.37 ppm over 24 h
- Overall stability: ± 4.60 ppm including 20 years aging
- Output signal: CMOS

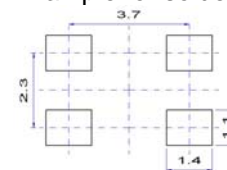
Parameter	Specification	
Frequency range	10 ~ 52 MHz	
Standard frequencies	10.000, 12.800, 19.200, 20.000, 25.000 & 26.000 MHz	
Frequency stability:	$\leq \pm 4.60$ ppm	overall stability including 20 years aging
vs. temperature	$\leq \pm 0.10$ ppm	-20 ~ +70 °C
vs. temperature	$\leq \pm 0.28$ ppm	-40 ~ +85 °C
vs. supply change	$\leq \pm 0.10$ ppm	± 5 %
vs. load change	$\leq \pm 0.10$ ppm	± 10 %
vs. aging	$\leq \pm 0.02$ ppm	over 24 h
vs. aging	$\leq \pm 2.50$ ppm	over 20 years
Holdover stability	$\leq \pm 0.37$ ppm	24 hours
Frequency tolerance ex. factory	$\leq \pm 0.50$ ppm	@ +25 °C
Supply voltage	+3.3 V or +5.0 V	± 5 %
Supply current	< 6 mA	
Output signal	CMOS	
Output load	15 pF	± 5 %
Tri-state function	pin #1 = high or open pin #1 = low	pin #3 → signal pin #3 → high impedance
Phase noise @ 20 MHz carrier frequency	-120 dBc/Hz -140 dBc/Hz -148 dBc/Hz	@ 100 Hz @ 1 kHz @ 10 kHz
Operating temperature range	-20 ~ +70 °C -40 ~ +85 °C	commercial application industrial application
Storage temperature range	-55 ~ +125 °C	
Packaging units	tape & reel	500 or 1'000 pieces
Customer specifications on request		



Pin function

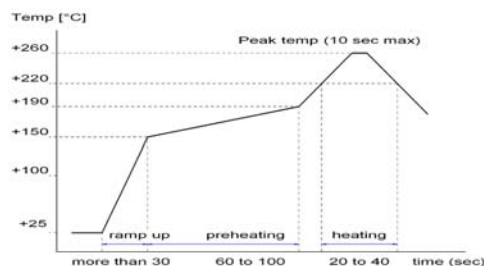
- # 1 Tri-state or not connected
- # 2 GND
- # 3 Output
- # 4 Vdc

Example for soldering pattern



Do not design any conductive path between the pattern

Example for IR reflow soldering temperature



2002/95/EC RoHS compliant

02 May. 10

QuartzCom AG
sales@quartzcom.com

QuartzCom Asia
sales-asia@quartzcom.com

QuartzCom USA
sales-usa@quartzcom.com

www.quartzcom.com

ISO 9001
BUREAU VERITAS
Certification

