






TCXO Temperature Compensated Crystal Oscillators
for **COSPAS-SARSAT emergency beacon**






for COSPAS-SARSAT emergency beacon

TX7-705CM-SQ-CoSa (7.0 x 5.0 mm)	10.0, 12.688375, 12.688656, 12.688750, 12.80 & 20.0 MHz	
TX7-503CM-SQ-CoSa (5.0 x 3.2 mm)	10.0, 12.678303, 12.80, 16.3840, 20.0 & 25.0 MHz	
Frequency stability:		
vs. temperature reference to (F _{MAX} +F _{MIN})/2	≤ ±0.2 ppm ≤ ±0.2 ppm	-40 ~ +55 °C Class 1 beacon -20 ~ +55 °C Class 2 beacon
vs. supply voltage	≤ ±0.1 ppm	±5 %
vs. load	≤ ±0.1 ppm	±5 %
vs. aging	≤ ±1.0 ppm ≤ ±3.0 ppm	1 st year 10 years
Frequency tolerance @ +25 °C	≤ ±0.5 ppm	
Frequency tolerance after reflow	≤ ±1.0 ppm	
Allan variance (ADEV)	< 0.1 ppb (1x10 ⁻¹⁰) @ τ = 0.1 ~ 1.0 s	
Medium-term stability: Mean slope ΔF/dt after 15 min power-up: steady state during temperature ramp Residual ΔF (rms) from slope	IAW C/S T.007 and C/S IP TCXO ≤ ±0.7 ppb/min T = constant ≤ ±1.7 ppb/min ΔT/dt = ± 5 °C/h ≤ 2.0 ppb over 18 points	
Supply voltage (Vdc)	+3.3 V	±5 %
Supply current	4 mA	Max.
Output signal	CMOS	
Output level	V _{OH} > 0.9 x Vdc V _{OL} < 0.1 x Vdc	
Output load	15 pF	±5 %
Symmetry (duty cycle)	45 % ~ 55 %	@ ½ Vdc
Tri-state function	Input ≥ 2.3 V or open Input ≤ 0.9 V or GND	Output → oscillation Output → high impedance
Operating temperature range	-40 ~ +55 °C -20 ~ +55 °C	Class 1 beacon Class 2 beacon
Storage temperature range	-55 ~ +125 °C	
Packing units	tape & reel	500 or 1'000 pieces

TX7-705CM-SQ-CoSa		TX7-503CM-SQ-CoSa	
	<p>Pin function</p> <p># 1 Do not connect # 5 GND # 6 Output # 9 Tri-state # 10 Vdc</p> <p>Do not connect: #2, #3, #4, #7 & #8</p>		<p>Pin function</p> <p># 1 Do not connect # 4 GND # 5 Output # 6 Tri-state # 8 Vdc</p> <p>Do not connect: #2, #3 & #7</p>
	<p>Solder pattern</p>		<p>Solder pattern</p>

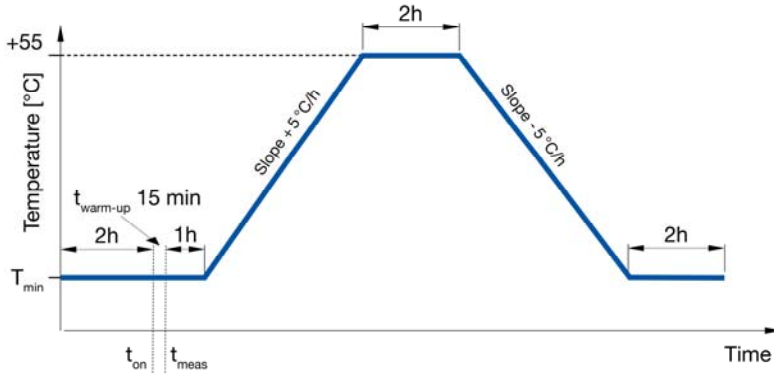
Additionally used components	<ul style="list-style-type: none"> • 406 MHz RF SAW filter • 121.50 MHz accurate, low power consumption clock oscillator
-------------------------------------	--



for COSPAS-SARSAT emergency beacon

Medium term stability

Frequency stability measurement procedure according the COSPAS/SARSAT T.001



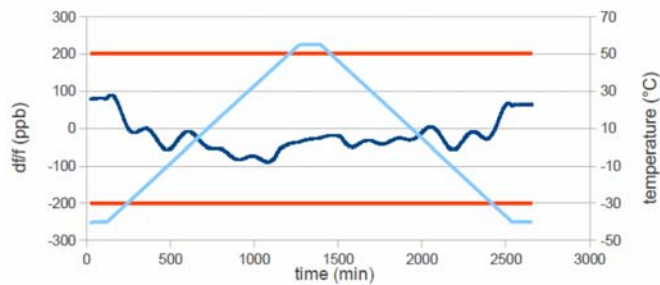
Note #1: T_{min} = -40 °C (Class 1 beacon)
 T_{min} = -20 °C (Class 2 beacon)
 TON = beacon turn-ON time after 2 hours "cold soak"
 T_{meas} = start time of frequency stability measurement (TON + 15 min)

Note: #2 The 2 h and 1 h warm-up and stabilisation times are for type approval test of complete beacon. For testing of TCXO these times may be shortened accordingly.

Test data: (Example)

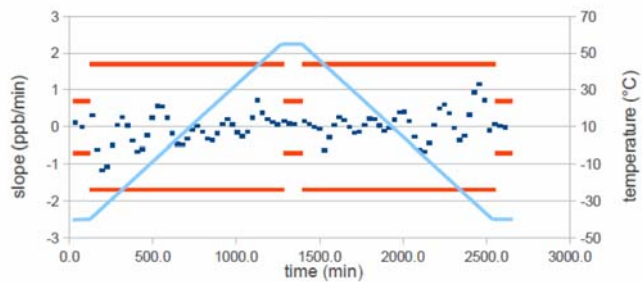
Frequency stability vs. temperature $\leq \pm 0.2$ ppm:

over -40 ~ +55 °C for Class 1 beacon
 over -20 ~ +55 °C for Class 2 beacon



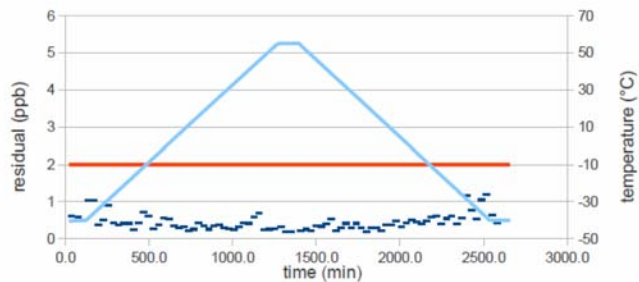
Mean slope $\Delta F/dt$ after 15 min power-up:


steady state: $\leq \pm 0.7$ ppb/min by T = constant
 during temp. ramp $\leq \pm 1.7$ ppb/min for $\Delta T/dt = \pm 5$ °C/h



Residual ΔF (rms) from slope:

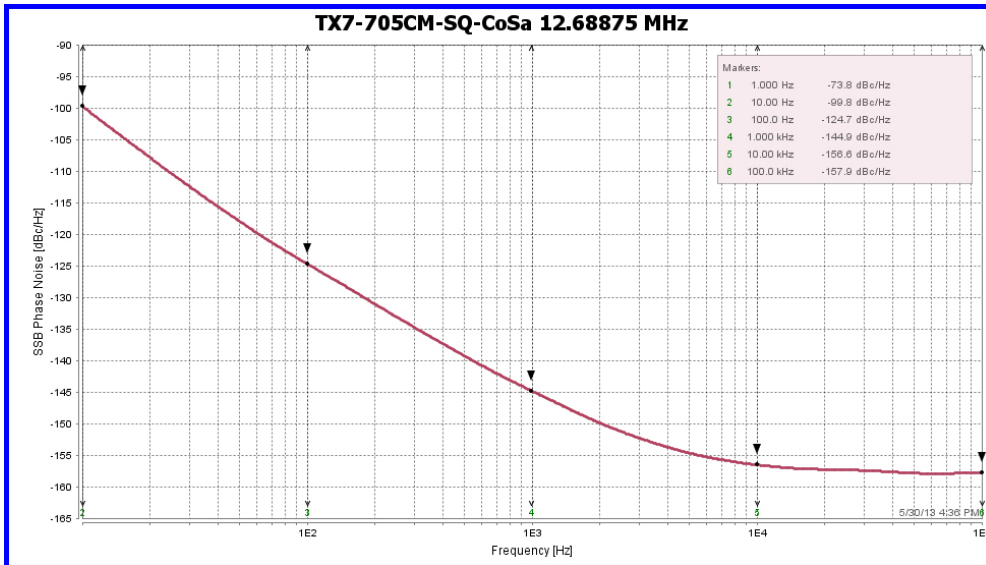
over 18 points ≤ 2.0 ppb



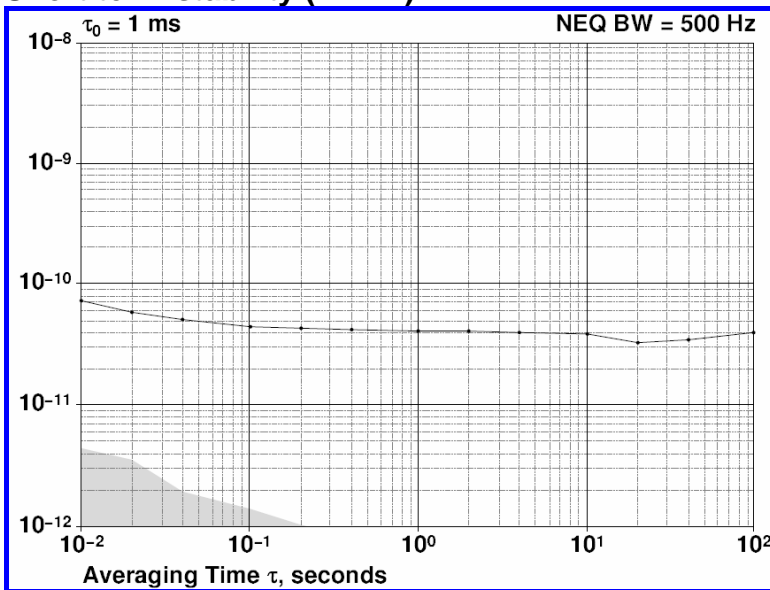


for COSPAS-SARSAT emergency beacon

Phase noise



Short term stability (ADEV)



Environmental	Reference STD.		Test condition
Vibration sinusoidal	IEC 60028-2-6	IEC 60679-1-5.6.7	Test Fc, 30 min per axis 10 Hz – 55 Hz with 0.75 mm, 55 Hz – 2 kHz with 10 g
Shock	IEC 60028-2-27	IEC 60679-1-5.6.8	Test Ea, 3 x per axis, 100 g, 6 ms half sine pulse
Solder ability	IEC 60028-2-20 IEC 60028-2-58	IEC 60679-5.6.3	Test Ta (235 ±2) °C Method 1 Test Tb Method 1A, 5 s

QuartzCom, more than frequency

QuartzCom AG
Bischmattstrasse 11
CH 2544 Bettlach
Switzerland

Fax +41 32 644 24 05
Tel +41 32 644 24 00
E-Mail sales@quartzcom.com
www.quartzcom.com

