


PXO-P9-3DSH-6J

Low jitter
LVDS SMD Clock Oscillator

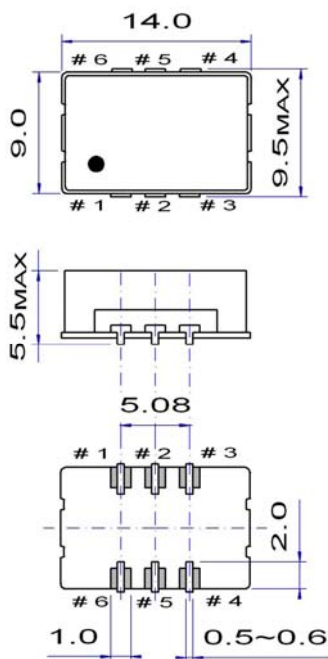
QuartzCom
the communications company



Features

- Applications: 10 Gigabit Ethernet, SDH, SONET, Fibre Channel broadband access, DSL, GPON and switching system
- Output frequency up to 800 MHz
- Low jitter < 1 ps
- Low phase noise

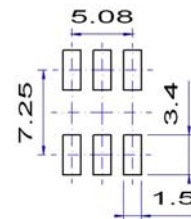
Parameter	Specification
Frequency range	100 ~ 800 MHz
Standard frequencies	120.00, 122.88, 155.52, 307.2, 320, 460.80, 491.52 & 622.08 MHz
Supply voltage	+3.3 V \pm 5 % other supply voltage on request
Supply current	75 ~ 100 mA
Frequency stability (*)	< \pm 25 ppm over -20 ~ +70 °C < \pm 50 ppm over -40 ~ +85 °C
Output voltage	$V_{OH} \leq 1.60$ V $V_{OL} \geq 0.9$ V
Output signal	LVDS
Output load	100 Ω
Jitter (rms) 1 σ	< 1 ps @ 12 kHz ~ 20 MHz from carrier frequency
Symmetry	45 ~ 55 % @ 1/2 Vdc
Rise / fall time	< 0.4 ns 20 % to 80 % of amplitude
Enable / Disable function	pin #1 = high or open pin #4 & #5 \rightarrow (E) enable pin #1 = low pin #4 & #5 \rightarrow (D) disabled to Hi-Z
Operating temperature range	-20 ~ +70 °C commercial application -40 ~ +85 °C industrial application
Storage temperature range	-55 ~ +125 °C
Packaging units	tape & reel 500 or 1'000 pieces
(*) All inclusive: frequency stability vs. temperature, tolerance, aging, supply & load variation	
Customer specifications on request	



Pin function

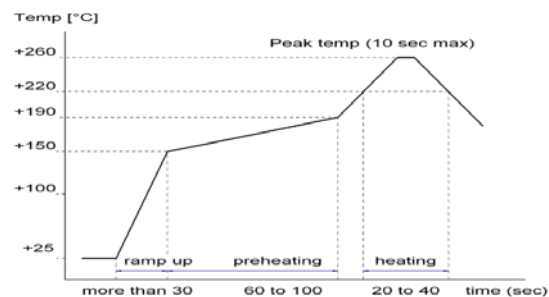
- # 1 E/D or not connected
- # 2 not connected or E/D
- # 3 GND
- # 4 Output
- # 5 Complementary output
- # 6 Vdc

Example for solder pattern



Do not design any conductive path between the pattern

Example for IR reflow soldering temperature



2002/95/EC RoHS compliant