


OCO-M58VS12 Preliminary

Low Phase Noise under vibration



QuartzCom
the communications company



Features

- Low G-sensitivity :< 0.1ppb/g
- Frequency up to 125 MHz

Parameter	Specification			
	OCO-M58VS12			
Frequency Range	60 MHz to 125 MHz			
Standard Frequencies	100.000MHz & 120.000 MHz			
<u>Operating Temperature Range</u> Code	EH	GH	JK	Z
°C	0 / +60	-10 / +60	-20 / +70	Custom
Frequency Stability				
vs <u>Operating Temperature Range</u> Code	u50	u30	u20	
Note 2	$\leq \pm 50 \times 10^{-8}$	$\leq \pm 30 \times 10^{-8}$	$\leq \pm 20 \times 10^{-8}$	
vs. Supply Voltage change (Vdc $\pm 5\%$)	$\leq \pm 2 \times 10^{-8}$			
vs. Load change ($\pm 10\%$)	$\leq \pm 2 \times 10^{-8}$			
vs. Aging after 30 days of operation /day	$\leq \pm 2 \times 10^{-9}$			
vs. Aging after 30 days of operation 1 st year	$\leq \pm 2 \times 10^{-7}$			
Output waveform	Sine wave			
Output level	> 10 dBm			
Output load	50 Ω $\pm 5\%$			
Harmonics	< - 30 dBc			
Sub-harmonics	< - 90 dBc			
Supply Voltage [Vdc]	+12.0 V $\pm 5\%$			
Warm-current @ +25 °C still air	< 800 mA			
Steady-state current @ +25 °C still air	< 400 mA			
Warm-up time @ +25 °C still air	< 10 min		< $\pm 0.1 \times 10^{-6}$	
Electronic Frequency Control [EFC] range	> $\pm 1 \times 10^{-6}$ positive slope			
Voltage Control [Vc]	0 ~ +10.0 V			
Phase Noise @ 100MHz [dBc/Hz]	Frequency	Static Condition	Under Random Vibrations 0.1g²/Hz 20 ~2000 Hz	
	10 Hz	< -100	Consult factory	
	100 Hz	< -130		
	1 kHz	< -155		
	10 kHz	< -160		
	100 kHz	< -165		
Storage temperature range	-55 ~ +85 °C			

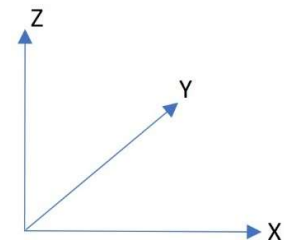
Note 1: unless otherwise specified conditions are @ 25°C still air
 Note 2: all combination not possible (consult factory)

Ordering Guide:

OCO-M58VS12-JKu30-100MHz

Vdc OTR

G-sensitivity



OCO-M58VS12 Preliminary

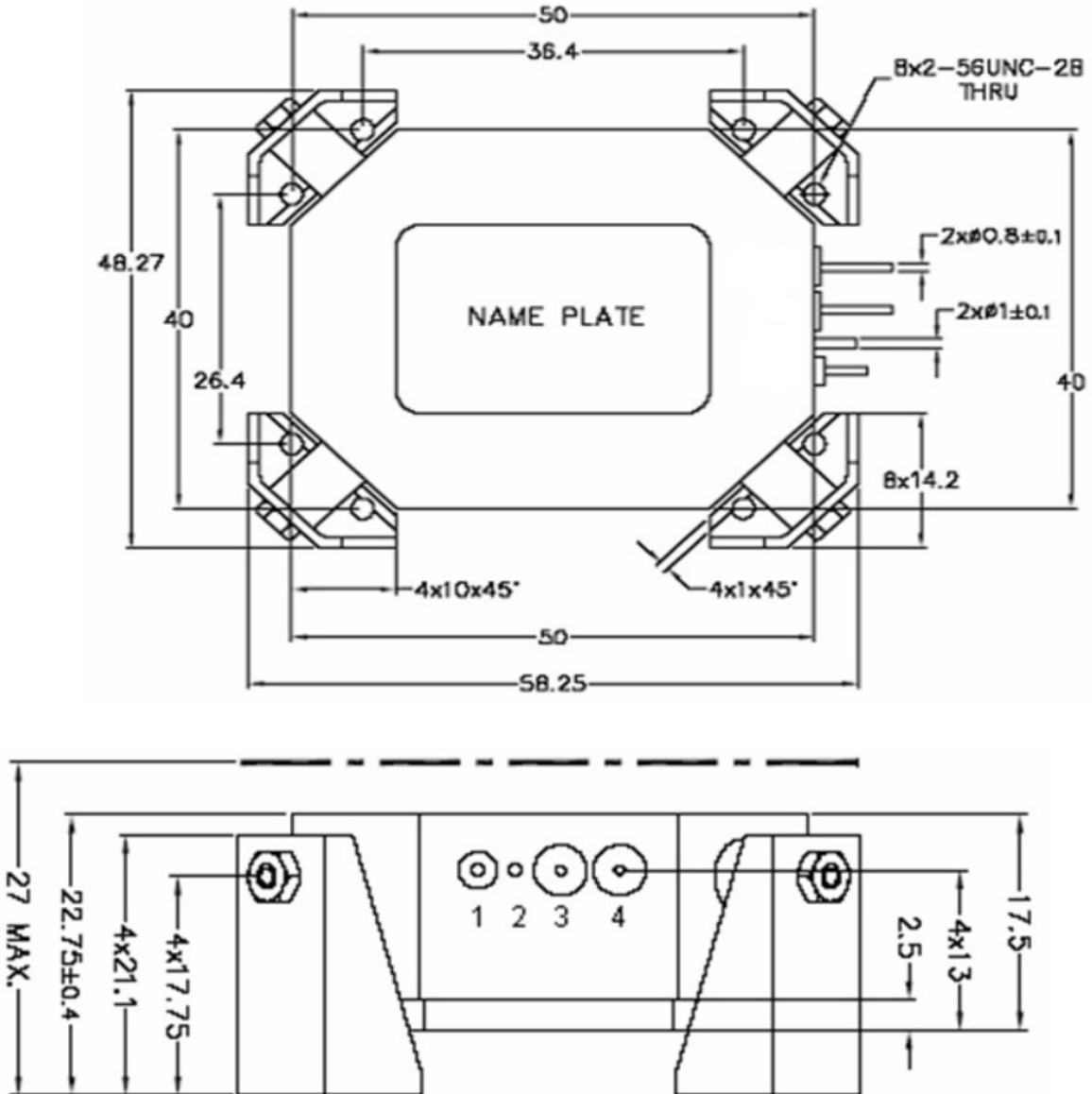
Low Phase Noise under vibration



QuartzCom
the communications company



Enclosure size



Pin functions

- # 1 RF OUT
- # 2 GND
- # 3 Vc [Voltage Control]
- # 4 Vdc [Supply Voltage]